









































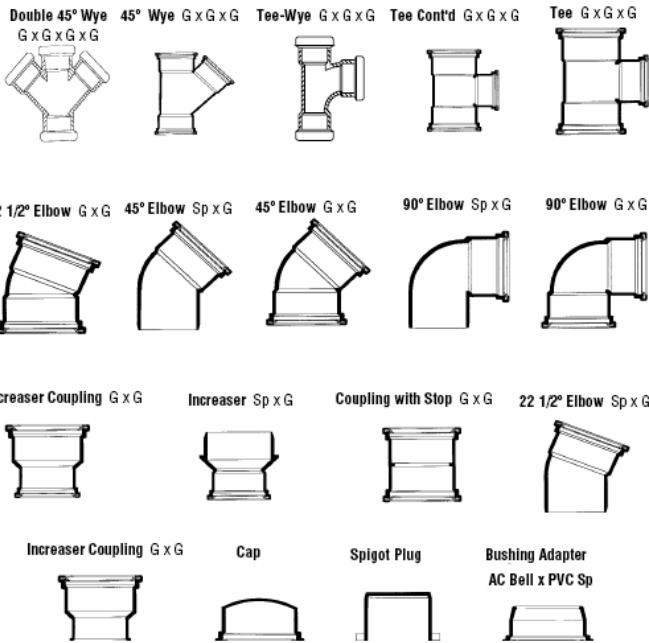


HAMILTON BUILDERS' SUPPLY - PIPE AND FITTINGS

Fitting	Dimension Inches mm	Fitting	Dimension Inches mm	Fitting	Dimension Inches mm																																														
Straight Tee H x H x H	 <table border="1"> <tr><td>3 x 3 x 3</td><td>75 x 75 x 75</td></tr> <tr><td>4 x 4 x 4</td><td>100 x 100 x 75</td></tr> <tr><td>4 x 4 x 4</td><td>100 x 100 x 100</td></tr> <tr><td>6 x 6 x 4</td><td>150 x 150 x 100</td></tr> <tr><td>6 x 6 x 6</td><td>150 x 150 x 150</td></tr> <tr><td>8 x 8 x 4</td><td>200 x 200 x 100</td></tr> <tr><td>8 x 8 x 6</td><td>200 x 200 x 150</td></tr> <tr><td>8 x 8 x 8</td><td>200 x 200 x 200</td></tr> </table>	3 x 3 x 3	75 x 75 x 75	4 x 4 x 4	100 x 100 x 75	4 x 4 x 4	100 x 100 x 100	6 x 6 x 4	150 x 150 x 100	6 x 6 x 6	150 x 150 x 150	8 x 8 x 4	200 x 200 x 100	8 x 8 x 6	200 x 200 x 150	8 x 8 x 8	200 x 200 x 200	45° Wye H x H x H	 <table border="1"> <tr><td>3 x 3 x 2</td><td>75 x 75 x 50</td></tr> <tr><td>3 x 3 x 3</td><td>75 x 75 x 75</td></tr> <tr><td>4 x 4 x 2</td><td>100 x 100 x 50</td></tr> <tr><td>4 x 4 x 3</td><td>100 x 100 x 75</td></tr> <tr><td>4 x 4 x 4</td><td>100 x 100 x 100</td></tr> <tr><td>6 x 6 x 4</td><td>150 x 150 x 100</td></tr> <tr><td>6 x 6 x 6</td><td>150 x 150 x 150</td></tr> <tr><td>8 x 8 x 4</td><td>200 x 200 x 100</td></tr> <tr><td>8 x 8 x 6</td><td>200 x 200 x 150</td></tr> <tr><td>8 x 8 x 8</td><td>200 x 200 x 200</td></tr> <tr><td>10 x 10 x 10</td><td>250 x 250 x 250</td></tr> <tr><td>12 x 12 x 12</td><td>300 x 300 x 300</td></tr> </table>	3 x 3 x 2	75 x 75 x 50	3 x 3 x 3	75 x 75 x 75	4 x 4 x 2	100 x 100 x 50	4 x 4 x 3	100 x 100 x 75	4 x 4 x 4	100 x 100 x 100	6 x 6 x 4	150 x 150 x 100	6 x 6 x 6	150 x 150 x 150	8 x 8 x 4	200 x 200 x 100	8 x 8 x 6	200 x 200 x 150	8 x 8 x 8	200 x 200 x 200	10 x 10 x 10	250 x 250 x 250	12 x 12 x 12	300 x 300 x 300	Reducer Coupling with Pipe Stop H x H	 <table border="1"> <tr><td>4 x 2</td><td>100 x 50</td></tr> <tr><td>4 x 3</td><td>100 x 75</td></tr> <tr><td>6 x 4</td><td>150 x 100</td></tr> </table>	4 x 2	100 x 50	4 x 3	100 x 75	6 x 4	150 x 100
3 x 3 x 3	75 x 75 x 75																																																		
4 x 4 x 4	100 x 100 x 75																																																		
4 x 4 x 4	100 x 100 x 100																																																		
6 x 6 x 4	150 x 150 x 100																																																		
6 x 6 x 6	150 x 150 x 150																																																		
8 x 8 x 4	200 x 200 x 100																																																		
8 x 8 x 6	200 x 200 x 150																																																		
8 x 8 x 8	200 x 200 x 200																																																		
3 x 3 x 2	75 x 75 x 50																																																		
3 x 3 x 3	75 x 75 x 75																																																		
4 x 4 x 2	100 x 100 x 50																																																		
4 x 4 x 3	100 x 100 x 75																																																		
4 x 4 x 4	100 x 100 x 100																																																		
6 x 6 x 4	150 x 150 x 100																																																		
6 x 6 x 6	150 x 150 x 150																																																		
8 x 8 x 4	200 x 200 x 100																																																		
8 x 8 x 6	200 x 200 x 150																																																		
8 x 8 x 8	200 x 200 x 200																																																		
10 x 10 x 10	250 x 250 x 250																																																		
12 x 12 x 12	300 x 300 x 300																																																		
4 x 2	100 x 50																																																		
4 x 3	100 x 75																																																		
6 x 4	150 x 100																																																		
Straight Tee Sp x H x H	 <table border="1"> <tr><td>4 x 4 x 4</td><td>100 x 100 x 100</td></tr> </table>	4 x 4 x 4	100 x 100 x 100	45° Wye Sp x H x H	 <table border="1"> <tr><td>3 x 3 x 3</td><td>75 x 75 x 75</td></tr> <tr><td>4 x 4 x 4</td><td>100 x 100 x 100</td></tr> <tr><td>6 x 6 x 6</td><td>150 x 150 x 150</td></tr> </table>	3 x 3 x 3	75 x 75 x 75	4 x 4 x 4	100 x 100 x 100	6 x 6 x 6	150 x 150 x 150	Cap H	 <table border="1"> <tr><td>3</td><td>75</td></tr> <tr><td>4</td><td>100</td></tr> <tr><td>6</td><td>150</td></tr> <tr><td>8</td><td>200</td></tr> </table>	3	75	4	100	6	150	8	200																														
4 x 4 x 4	100 x 100 x 100																																																		
3 x 3 x 3	75 x 75 x 75																																																		
4 x 4 x 4	100 x 100 x 100																																																		
6 x 6 x 6	150 x 150 x 150																																																		
3	75																																																		
4	100																																																		
6	150																																																		
8	200																																																		
Cleanout Tee H x H x Fpt	 <table border="1"> <tr><td>4</td><td>100</td></tr> </table>	4	100	Cross H x H x H x H	 <table border="1"> <tr><td>3</td><td>75</td></tr> <tr><td>4</td><td>100</td></tr> </table>	3	75	4	100	Cleanout Plug MPT	 <table border="1"> <tr><td>3</td><td>75</td></tr> <tr><td>4</td><td>100</td></tr> <tr><td>6</td><td>150</td></tr> <tr><td>8</td><td>200</td></tr> <tr><td>12</td><td>300</td></tr> </table>	3	75	4	100	6	150	8	200	12	300																														
4	100																																																		
3	75																																																		
4	100																																																		
3	75																																																		
4	100																																																		
6	150																																																		
8	200																																																		
12	300																																																		
2 Way Cleanout H x H x H	 <table border="1"> <tr><td>4 x 4 x 4</td><td>100 x 100 x 100</td></tr> </table>	4 x 4 x 4	100 x 100 x 100	90° Elbow (1/4 Bend) H x H	 <table border="1"> <tr><td>2</td><td>50</td></tr> <tr><td>3</td><td>75</td></tr> <tr><td>4</td><td>100</td></tr> <tr><td>4 x 3</td><td>100 x 75</td></tr> <tr><td>6</td><td>150</td></tr> <tr><td>8</td><td>200</td></tr> <tr><td>4</td><td>100</td></tr> </table>	2	50	3	75	4	100	4 x 3	100 x 75	6	150	8	200	4	100	Closet Flange H	 <table border="1"> <tr><td>4</td><td>100</td></tr> </table>	4	100																												
4 x 4 x 4	100 x 100 x 100																																																		
2	50																																																		
3	75																																																		
4	100																																																		
4 x 3	100 x 75																																																		
6	150																																																		
8	200																																																		
4	100																																																		
4	100																																																		
Sanitary Tee H x H x H	 <table border="1"> <tr><td>3 x 3 x 3</td><td>75 x 75 x 75</td></tr> <tr><td>4 x 4 x 4</td><td>100 x 100 x 100</td></tr> <tr><td>6 x 6 x 4</td><td>150 x 150 x 100</td></tr> <tr><td>6 x 6 x 6</td><td>150 x 150 x 150</td></tr> </table>	3 x 3 x 3	75 x 75 x 75	4 x 4 x 4	100 x 100 x 100	6 x 6 x 4	150 x 150 x 100	6 x 6 x 6	150 x 150 x 150	90° Elbow (1/4 Bend) Sp x H	 <table border="1"> <tr><td>2</td><td>50</td></tr> <tr><td>3</td><td>75</td></tr> <tr><td>4</td><td>100</td></tr> <tr><td>6</td><td>150</td></tr> <tr><td>4</td><td>100</td></tr> </table>	2	50	3	75	4	100	6	150	4	100	Reducer Bushing Sp x H	 <table border="1"> <tr><td>3 x 2</td><td>75 x 50</td></tr> <tr><td>4 x 3</td><td>100 x 75</td></tr> <tr><td>6 x 4</td><td>150 x 100</td></tr> </table>	3 x 2	75 x 50	4 x 3	100 x 75	6 x 4	150 x 100																						
3 x 3 x 3	75 x 75 x 75																																																		
4 x 4 x 4	100 x 100 x 100																																																		
6 x 6 x 4	150 x 150 x 100																																																		
6 x 6 x 6	150 x 150 x 150																																																		
2	50																																																		
3	75																																																		
4	100																																																		
6	150																																																		
4	100																																																		
3 x 2	75 x 50																																																		
4 x 3	100 x 75																																																		
6 x 4	150 x 100																																																		
Sanitary Tee Sp x H x H	 <table border="1"> <tr><td>4 x 4 x 4</td><td>100 x 100 x 100</td></tr> </table>	4 x 4 x 4	100 x 100 x 100	90° Elbow (1/4 Bend) Sp x H	 <table border="1"> <tr><td>2</td><td>50</td></tr> <tr><td>3</td><td>75</td></tr> <tr><td>4</td><td>100</td></tr> <tr><td>6</td><td>150</td></tr> <tr><td>4</td><td>100</td></tr> </table>	2	50	3	75	4	100	6	150	4	100	Extended Bushing Sp x H	 <table border="1"> <tr><td>5 x 4</td><td>125 x 100</td></tr> <tr><td>6 x 4</td><td>150 x 100</td></tr> <tr><td>8 x 4</td><td>200 x 100</td></tr> <tr><td>8 x 6</td><td>200 x 150</td></tr> </table>	5 x 4	125 x 100	6 x 4	150 x 100	8 x 4	200 x 100	8 x 6	200 x 150																										
4 x 4 x 4	100 x 100 x 100																																																		
2	50																																																		
3	75																																																		
4	100																																																		
6	150																																																		
4	100																																																		
5 x 4	125 x 100																																																		
6 x 4	150 x 100																																																		
8 x 4	200 x 100																																																		
8 x 6	200 x 150																																																		
Fitting	Dimension Inches mm	Fitting	Dimension Inches mm	Fitting	Dimension Inches mm																																														
45° Elbow (1/8 Bend) H x H	 <table border="1"> <tr><td>2</td><td>50</td></tr> <tr><td>3</td><td>75</td></tr> <tr><td>4</td><td>100</td></tr> <tr><td>6</td><td>150</td></tr> <tr><td>8</td><td>200</td></tr> <tr><td>10</td><td>250</td></tr> </table>	2	50	3	75	4	100	6	150	8	200	10	250	Reducer Coupling S/D to ABS/DWV H x H	 <table border="1"> <tr><td>4 x 3</td><td>100 x 75</td></tr> <tr><td>4 x 4</td><td>100 x 100</td></tr> <tr><td>6 x 4</td><td>150 x 100</td></tr> <tr><td>6 x 6</td><td>150 x 150</td></tr> </table>	4 x 3	100 x 75	4 x 4	100 x 100	6 x 4	150 x 100	6 x 6	150 x 150	Sleeve Adapter ABS/DWV Hub to S/D H x Sp	 <table border="1"> <tr><td>4</td><td>100</td></tr> </table>	4	100																								
2	50																																																		
3	75																																																		
4	100																																																		
6	150																																																		
8	200																																																		
10	250																																																		
4 x 3	100 x 75																																																		
4 x 4	100 x 100																																																		
6 x 4	150 x 100																																																		
6 x 6	150 x 150																																																		
4	100																																																		
45° Elbow (1/8 Bend) Sp x H	 <table border="1"> <tr><td>2</td><td>50</td></tr> <tr><td>3</td><td>75</td></tr> <tr><td>4</td><td>100</td></tr> <tr><td>6</td><td>150</td></tr> <tr><td>8</td><td>200</td></tr> </table>	2	50	3	75	4	100	6	150	8	200	Adapter Bushing S/D to ABS/DWV Sp x H	 <table border="1"> <tr><td>4 x 3</td><td>100 x 75</td></tr> <tr><td>5 x 4</td><td>125 x 100</td></tr> <tr><td>6 x 4</td><td>150 x 100</td></tr> </table>	4 x 3	100 x 75	5 x 4	125 x 100	6 x 4	150 x 100	Male Adapter H x MPT	 <table border="1"> <tr><td>3</td><td>75</td></tr> <tr><td>4</td><td>100</td></tr> </table>	3	75	4	100																										
2	50																																																		
3	75																																																		
4	100																																																		
6	150																																																		
8	200																																																		
4 x 3	100 x 75																																																		
5 x 4	125 x 100																																																		
6 x 4	150 x 100																																																		
3	75																																																		
4	100																																																		
22 1/2° Elbow (1/16 Bend) H x H	 <table border="1"> <tr><td>3</td><td>75</td></tr> <tr><td>4</td><td>100</td></tr> <tr><td>6</td><td>150</td></tr> </table>	3	75	4	100	6	150	Adapter Bushing S/D to Female IPS Sp x FIP Thread	 <table border="1"> <tr><td>4 x 1 1/2</td><td>100 x 38</td></tr> </table>	4 x 1 1/2	100 x 38	Female Adapter S/D to Female IPS H x FIP Threads	 <table border="1"> <tr><td>3</td><td>75</td></tr> <tr><td>4</td><td>100</td></tr> <tr><td>6</td><td>150</td></tr> <tr><td>8</td><td>200</td></tr> </table>	3	75	4	100	6	150	8	200																														
3	75																																																		
4	100																																																		
6	150																																																		
4 x 1 1/2	100 x 38																																																		
3	75																																																		
4	100																																																		
6	150																																																		
8	200																																																		
22 1/2° Elbow (1/16 Bend) Sp x H	 <table border="1"> <tr><td>4</td><td>100</td></tr> <tr><td>6</td><td>150</td></tr> </table>	4	100	6	150	Flush Plug MPT	 <table border="1"> <tr><td>4</td><td>100</td></tr> </table>	4	100	Adapter S/D to AC Cplg. Or. Crowle G x Sp	 <table border="1"> <tr><td>4</td><td>100</td></tr> </table>	4	100																																						
4	100																																																		
6	150																																																		
4	100																																																		
4	100																																																		
P Trap H x H	 <table border="1"> <tr><td>2</td><td>50</td></tr> <tr><td>3</td><td>75</td></tr> <tr><td>4</td><td>100</td></tr> </table>	2	50	3	75	4	100	Plugs / Covers	 <table border="1"> <tr><td>6</td><td>150</td></tr> <tr><td>8</td><td>200</td></tr> <tr><td>10</td><td>250</td></tr> </table>	6	150	8	200	10	250	Adapter to Cast Iron S/D to CI Spigot H x H Caulk with	 <table border="1"> <tr><td>4</td><td>100</td></tr> </table>	4	100																																
2	50																																																		
3	75																																																		
4	100																																																		
6	150																																																		
8	200																																																		
10	250																																																		
4	100																																																		
Coupling with Pipe Stop H x H	 <table border="1"> <tr><td>2</td><td>50</td></tr> <tr><td>3</td><td>75</td></tr> <tr><td>4</td><td>100</td></tr> <tr><td>6</td><td>150</td></tr> <tr><td>8</td><td>200</td></tr> </table>	2	50	3	75	4	100	6	150	8	200	Floor Drain Grate Sp	 <table border="1"> <tr><td>3</td><td>75</td></tr> <tr><td>4</td><td>100</td></tr> <tr><td>6</td><td>150</td></tr> </table>	3	75	4	100	6	150	DWV Hub x Sewer Spigot 10" Long	 <table border="1"> <tr><td>4</td><td>100</td></tr> </table>	4	100																												
2	50																																																		
3	75																																																		
4	100																																																		
6	150																																																		
8	200																																																		
3	75																																																		
4	100																																																		
6	150																																																		
4	100																																																		
Repair Coupling without Pipe Stop H x H	 <table border="1"> <tr><td>4</td><td>100</td></tr> <tr><td>6</td><td>150</td></tr> </table>	4	100	6	150	Floor Grate (PP) Sp	 <table border="1"> <tr><td>3 (White)</td><td>75</td></tr> <tr><td>4 (White)</td><td>100</td></tr> <tr><td>3 (Grey)</td><td>75</td></tr> <tr><td>4 (Grey)</td><td>100</td></tr> </table>	3 (White)	75	4 (White)	100	3 (Grey)	75	4 (Grey)	100	Cleanout Adapter Sp x FIP Thread	 <table border="1"> <tr><td>3</td><td>75</td></tr> <tr><td>4</td><td>100</td></tr> <tr><td>6</td><td>150</td></tr> </table>	3	75	4	100	6	150																												
4	100																																																		
6	150																																																		
3 (White)	75																																																		
4 (White)	100																																																		
3 (Grey)	75																																																		
4 (Grey)	100																																																		
3	75																																																		
4	100																																																		
6	150																																																		
		Grates	 <table border="1"> <tr><td>6</td><td>150</td></tr> <tr><td>8</td><td>200</td></tr> <tr><td>10</td><td>250</td></tr> </table>	6	150	8	200	10	250	Spigot Adapter ABS/DWV to S.W. Sp x G	 <table border="1"> <tr><td>4 (ABS)</td><td>100</td></tr> </table>	4 (ABS)	100																																						
6	150																																																		
8	200																																																		
10	250																																																		
4 (ABS)	100																																																		
				Rectangular Down Spout Adapter to BDS Down spout	 <table border="1"> <tr><td>4</td><td>100</td></tr> </table>	4	100																																												
4	100																																																		



Ring-Tite		DR35						DR28					
Size		Avg. ID		Min. Wall Thickness		Avg. OD		Avg. ID		Min. Wall Thickness		Avg. OD	
in	mm	in	mm	in	mm	in	mm	in	mm	in	mm	in	mm
4	100	3.97	100.94	0.12	3.06	4.21	107.06	3.91	99.42	0.15	3.82	4.21	107.06
5	135	5.32	135.08	0.16	4.09	5.64	143.26	5.24	133.02	0.20	5.12	5.64	143.26
6	150	5.92	150.29	0.18	4.55	6.28	159.39	5.83	148.01	0.22	5.69	6.28	159.39
8	200	7.92	201.16	0.24	6.10	8.40	213.36						
10	250	9.90	251.46	0.30	7.62	10.50	266.70						
12	300	11.79	299.36	0.36	9.07	12.50	317.50						
15	375	14.43	366.42	0.44	11.10	15.30	388.62						
18	450	17.63	447.87	0.53	13.57	18.70	475.01						
21	525	20.79	527.99	0.63	16.00	22.05	559.99						
24	600	23.39	594.00	0.71	18.00	24.80	630.00						
27	675	26.36	669.42	0.80	20.29	27.95	710.00						
30	750	30.17	766.36	0.91	23.22	32.00	812.80						
36	900	36.11	917.22	1.09	27.79	38.30	972.80						
42	1050	41.95	1065.72	1.27	32.29	44.50	1130.30						